



HANNAH LINDAHL CHILDREN'S MUSEUM

Est. 1946

Spring 2016

Volume 30 – Number 2

Bicentennial Celebrated!

On April 30th, Hannah Lindahl Children's Museum opened its doors to the public to celebrate Indiana's Bicentennial with free admission, games, prizes, treats, demonstrations, crafts and more. Thank you for joining us!



Famous Indiana Artists: Museum Education Kit

by Stephanie Modlin, Educational Outreach Intern

Hannah Lindahl Children's Museum has created a new Museum Education Kit that will be available in the fall for 1st and 2nd grade classrooms. Museum Education Kits are a collection of resources that teachers can check out from HLCM for use in the classroom. These kits are free to use and can be checked out for up to a two week period.

The purpose of this new kit is to honor Indiana's famous artists and to develop students' creative and cognitive abilities through five different lesson plans. The kit will aid in the conversation around six famous Indiana artists and their mediums, each lesson focuses on a different form of studio art. The kit also serves as an important tool for educators by providing resources such as books, material examples, lesson plan examples, and by providing information about art museums like the South Bend Museum of Art. The kit is designed for students who have basic drawing and painting skills. The lesson plans focus on students' use of vocabulary, the elements of art, and the principles of design.

Components of the Disciplined-Based Art Education (DBAE) model will be very much involved within these lesson plans, which reflect four disciplines (aesthetics, art criticism, art history, production) of what people do with the arts and are put into the curriculum in a sequential order while forming an important relationship between learning visual arts and creating, and social studies. The focus of this kit is unique and applicable to standards in the visual arts and in social studies, including a combination of The State Visual Arts Proficiency Standards, the National Visual Arts Proficiency Standards, INTASC Standards, and the Indiana Social Studies Standards.

What is Disciplined-Based Art Education (DBAE) and why use it in the classroom? According to an article titled *On Disciplined-Based Art Education: A Conversation with Elliot Eisner* published by the Getty Center for Education in the Arts, Eisner stated that, "Disciplined-based art programs are intended to provide systematic, sequential teaching in the four things people do with the arts: they make works of art, they appreciate art, they learn to understand art in relation to cultures, and they make judgments about the arts." (27 Brandt Dec. 1987–Jan. 1988) The Disciplined-Based Art Education model does just this through these four disciplines:

Aesthetics is the process of clarifying and answering questions about the nature of art or the philosophy of art. In this section of the lesson, students will learn definitions of the concept or nature of art ("What is art?" "What is beauty?"), values in art ("What is 'good' art?" "Does all art have to be 'good'?"), metacriticism or the critique of what others say about aesthetics questions and forming their own opinions ("Are there good views of art and poor views?"), the art world or the "culture" of artists ("Who is an artist?"), artistic expression or definitions of expression ("What is 'artistic expression?"), and aesthetic experience or involvement with aesthetics questions in works of art or human experiences.

Art Criticism is being able to talk about art. In this section of the lesson, students will be evaluated on their use of vocabulary using the principles of design (balance, emphasis, movement, pattern, repetition, proportion, rhythm, variety, and unity) and the elements of art (line, shape, forms, space, color, and texture) when talking about works of art.

The **art history** section of the lesson will focus on learning about famous Indiana artists. The six famous Indiana artists were carefully chosen by their relevance to style and familiarity of other artists that the students may recognize, by relevance to Indiana's

history, and art that is displayed in the local area. The first lesson will compare and contrast two painters named John Ottis Adams and John William Vawter. In the second lesson students will learn about Paul Hadley and the Indiana state flag. In the third lesson students will learn about Robert Indiana and use fruits and/or recycled objects to create relief prints. In the fourth lesson students will learn about George Rickey and will create a sculpture out of tinfoil. In the fifth lesson students will create a narrative illustration that tells a story with a paragraph explaining the story inspired by narrative painter Maria Tomasula.

Production is another aspect of the kit. In this section students will make works of art. *Lesson One, Painting-John Ottis Adams and John Williams Vawter: John's Watercolor and Oil Resist:* Students will learn to use oil crayons or oil pastels and water colors to create an Impressionist oil-watercolor resist painting. *Lesson Two, Fiber Arts-Paul Hadley's Flag:* Students will create their own state flag with colored felt, scissors, and glue. *Lesson Three, Printmaking-Robert Indiana's Printmaking Workshop:* Students will use ordinary house hold items or recycled material and even certain foods as stamps for an introduction into printmaking to create unique shapes and designs with color paint. *Lesson Four, Sculpture-George*



OFFERED BY

Hannah Lindahl Children's Museum

www.hlcm.org

MISHAWAKA SUMMERFEST - Saturday, June 25th

10:30 a.m. and 1:30 p.m.

This tour for all ages will take a school bus around Mishawaka highlighting historic buildings, locations and people important to the history of our city. The tour will begin in front of Shiojiri Garden and last approximately 1 hour and 45 minutes.

Tickets are \$10 per person and include a free Museum Membership

Tickets can be purchased the day of the fair but must be reserved in advance by calling 574-254-4540 or emailing director@hlcm.org to ensure seats.

Call early before the tour is sold out!


Artists

Ricky's Tinfoil Creations: Students will create a sculpture using only scissors and tinfoil as their medium.
Lesson Five, Illustration-Maria Tomasula's Narrative Illustrations: Students will create a narrative

illustration inspired by painter Maria Tomasula. Students will either draw or paint an image that tells a story and write the story on a separate sheet of paper.

Footnote:

On Disciplined-Based Art Education: A Conversation with Elliot Eisner published by the Getty Center for Education in the Arts by Ron Brandt December 1987–January 1988
 Page 27



Thank You

The Hannah Lindahl Children's Museum Endowment Fund administered by the Community Foundation of Saint Joseph County was begun with a founding donation of \$10,500 by Don and Nancy Crawford in 2000. The Endowment has since grown to more than \$225,000.

The Endowment Fund ensures the ongoing legacy of Hannah Lindahl Children's Museum in the local community. It supports our mission to provide a collection of unique artifacts that encourages families to explore, learn and enjoy the history of the Mishawaka area.

We wish to thank our
2015-2016 Donors
 to the Endowment Fund

\$150 – \$200

Mark Bradford

Ilene M. Crutchfield

Kevin Davis

William and Linda Gray

Nancy Harter

John Young PTSA

Lexie Schroeder Kobb

Allen and Peggy Marker

Connie Saltzgaber

Carol Thie

Reg and Barbara Wagle

\$1,000 – \$5,000

Jo Ann K. Cook

\$5,000 – \$10,000

Patricia L. Tollens

\$15,000 – \$20,000

Rosemary Klaer

If you wish to make a donation to the HLCM Endowment Fund, please contact director@hlcm.org, 574-254-4540 or contact the Community Foundation of St. Joseph County at 574-232-0041.

Museum Advisory Board 2015–16

Dave Eisen, president • Linda Irish, vice president • Linda Gray, secretary
Connie Saltzgaber, treasurer • Dr. A. Dean Speicher, Interim Superintendent
Kevin Davis • Peter DeKever • Dave Eggleston • Annette Ernst • Lisa Gartee • Eva Jojo
Tomi Mason • Paula Meersman • Mike Pettibone • Dr. Bruce Stahly • Ellen West
Emeritus: Emmy Cokewood • Karen Jackson • Ann Sharp • Jane Weaver
Director: Lexie Schroeder Kobb



Like us on Facebook!

Museum hours:

Tues. – Fri. 9 AM to noon & 1 PM to 4 PM,
(closed whenever school is not in session in SCM)

Admission charges: \$1.00 – Children ages 2 – 4
\$2.00 – Seniors ages 62+ & students ages 5 – 17
\$3.00 – Adults
Free Admission for Museum Members



2015 – 2016 Artifacts

Wall of Fame 20+ Years

Atef M. Tawadros D. D. S
Bryan Chiropractic Center

15 – 19 Years

Gary's Barber/Style Shop
Magrames Motor Sales
Michiana Accounting Service
Schindler, Olson & Currey
Teachers Credit Union
Weber Electric, Inc.
Woodcox Cleaning & Restorations

11 – 14 Years

1st Source Bank
Dr. Brian D. Eberhart
George A Mighion DDS PC
KeyBank

6 – 10 Years

Magrane Pet Medical Center
Princess City Dental

2 – 5 Years

Hinges & Handles, Inc.

New Donors



John Boettcher Sewer
& Excavating

Special Project Donors

Beta Gamma Chapter of
Tri-Kappa, Inc.
Martin's Super Market
Mattress Warehouse
Mishawaka Business Association
Mishawaka Business Foundation
Target
Tri Kappa Mishawaka Alpha
Associate
Whole Foods Market

**Thank you for
your support!**

For information about becoming a Museum Artifacts,
please contact director@hlcm.org

The mission of the Hannah Lindahl Children's Museum
 is to provide a collection of unique artifacts that encourages families to 
explore, learn, and enjoy the history of the Mishawaka area.